


July 8, 2022

**ENGR. ARMANDO L. MALICSE**  
Regional Director  
Mines and Geosciences Bureau 7  
Greenplains Subd., Banilad, Mandaue City



**Dear Director Malicse:**

We are pleased to submit to your office the enclosed report of Carmen Copper Corporation's Social Development and Management Program (SDMP) Physical and Financial Second Quarter Report for the year 2022 (April - June 2022).

This report contains our company's implementation and expenditure of the programs, projects and activities for the first quarter which is aligned to the UN Sustainable Development Goals (UN SDG). This also highlights our various accomplishments in the development of our host and neighbouring communities in Toledo City in our different focus areas, such as: education, health and well-being, skills and enterprise development, preservation of cultural heritage and disaster resilience and rehabilitation.

We wish to thank your good Bureau for being our co-steward in responsible mineral development. Rest assured, Carmen Copper will continuously build sustainable communities and bring social progress in the communities that we serve.

Very truly yours,

**ALEXEI JEROME G. JOVELLANA**  
President and CEO



**2022 FIRST QUARTER SOCIAL DEVELOPMENT AND MANAGEMENT PROGRAM (SDMP) REPORT**

Carmen Copper Corporation, in its thrust to the continuous socio-economic growth of its host and neighboring communities, remains dedicated in the formulation and consequent implementation of its Social Development and Management Program (SDMP).

The following shows the financial and physical performance of the program for the Second (2<sup>nd</sup>) quarter of the year 2022:

**I. SECOND QUARTER FINANCIAL PERFORMANCE**

COMPONENT	Required Budget for 2022	Actual Expenditure 1st Q	Actual Expenditure 2nd Q	Total	Performance	Balance
Development of Host and Neighboring Communities (75% of 1.5% OPEX 2020)	88,784,974.56	13,498,209.15	31,166,985.28	44,665,194.43	50%	44,119,780.13
Information, Education and Communication (IEC) (10% of 1.5% OPEX 2020)	20,527,100.00	1,594,505.99	1,116,356.20	2,710,862.19	13%	17,816,237.81
Development of Mining Technology and Geosciences (15% of 1.5% OPEX 2020)	13,039,785.00	2,421,826.29	906,255.71	3,328,082.00	26%	9,711,703.00
<b>TOTAL</b>	<b>122,351,859.56</b>	<b>17,514,541.43</b>	<b>33,189,597.19</b>	<b>50,704,138.62</b>	<b>41%</b>	<b>71,647,720.94</b>

**II. SECOND QUARTER PHYSICAL PERFORMANCE**

**A. Development of Host and Neighboring Barangays**

1. Turn-over of the following to the Bureau of Fire and Protection, Toledo City for the improvement of their Disaster Responses to the Residents of Toledo.
  - a. one (1) complete set Computer
  - b. Executive Chairs
  - c. Tables
  - d. Projector with projector screen






2. Turn-over of one (1) unit Ambulance and Monobloc Chairs to Brgy. Media Once



3. Distribution of Relief Goods to One Hundred (100) Families at the Evacuation Center at Brgy. DAS.






**B. Information, Education and Communication**

Carmen Copper celebrated its 400th milestone shipment of copper concentrate with the following activities: commemorative tree-planting, rice distribution to communities, and a human mosaic in Sangi Port, Toledo City.

Commemorative Tree-Planting with Carmen Copper employees and executives, WERCOTRADE, and Carmen Copper Scholars.





Pack of rice (5kg) benefited 400 individuals in Brgy Sangi, Toledo City.





- a. One Thousand (1000) forest trees planted in support to the Celebration of the Arbor Day 2022, together with the members of People Organization (PO) like Sta. Crus Farmer Association (SCFA), Brgy Loay; Brgy Biga Bagong Buhay Association (4B'Assn), representative from Brgy council of Brgy Biga and CCC employees.






**C. Development of Mining Technology and Geosciences**

Leadership training for Engineering scholars in coordination with DepEd Toledo City Division Office.







PHYSICAL AND FINANCIAL QUARTERLY REPORT 2022

Name of Company : CARMEN COPPER CORPORATION (CCC)  
 Address : Bgy. Don Andres, Socorro, Toledo City  
 Mining Tenement : MPSA Nos. 210-21005-VII & 204-21008-VII  
 President : ALEXEI JEROME G. JOWELLANA  
 Coverage : April - June 2022

PROJECT/PROGRAM/ ACTIVITY (PPA)	TARGET BENEFICIARIES AND BARANGAYS	UNIT OF WORK MEASURE	PHYSICAL ACCOMPLISHMENT					FINANCIAL ACCOMPLISHMENTS					REMARKS	
			ANNUAL PHYSICAL TARGET	1ST Q	2ND Q	TOTAL	%	ANNUAL FINANCIAL BUDGET	2021 Unspent Portion	Total	1ST Q	2ND Q		TOTAL
Capacity building on entrepreneurial skills, organizational and project development.	600	Number of People	600	35	0	35	5.8	500,000.00	255,677.56	755,677.56	41,079.50	41,079.50	41,079.50	714,598.06
<b>Sub-Total</b>	<b>600</b>		<b>600</b>	<b>35</b>	<b>0</b>	<b>35</b>	<b>5.8</b>	<b>500,000.00</b>	<b>255,677.56</b>	<b>755,677.56</b>	<b>41,079.50</b>	<b>41,079.50</b>	<b>41,079.50</b>	<b>714,598.06</b>
<b>Enterprise Development and Networking</b>														
Develop a large-scale, centralized business that aims to operate different segments utilizing community workforce.	2	Enterprise	2	0	0	0	0	3,977,289.76	1,022,710.24	5,000,000.00	922,937.32	633,242.50	1,556,179.82	3,443,820.18
<b>Sub-Total</b>	<b>2</b>		<b>2</b>	<b>0</b>	<b>0</b>	<b>0</b>	<b>0</b>	<b>3,977,289.76</b>	<b>1,022,710.24</b>	<b>5,000,000.00</b>	<b>922,937.32</b>	<b>633,242.50</b>	<b>1,556,179.82</b>	<b>3,443,820.18</b>
<b>Assistance to Infrastructure Development and Support Services</b>														
Power fill-in subsidy	38	Number of Brgys	38	9.5	9.5	19	50	7,954,579.52	2,045,426.48	10,000,000.00	2,500,000.00	2,500,000.00	5,000,000.00	5,000,000.00
Improvement/Concessing of access road networks, pathways including construction of footbridges and other public facilities	10	Kilometers	10	3	3	6	60	12,727,327.00	3,272,673.00	16,000,000.00	739,665.62	10,051,010.08	10,790,675.70	5,209,324.30
<b>Sub-Total</b>	<b>48</b>		<b>48</b>	<b>12.5</b>	<b>0</b>	<b>25</b>	<b>52</b>	<b>20,681,906.52</b>	<b>5,318,093.48</b>	<b>26,000,000.00</b>	<b>3,239,665.62</b>	<b>12,551,010.08</b>	<b>15,790,675.70</b>	<b>10,209,324.30</b>
<b>Access to Education and Educational Support Program</b>														
Community Service and Academic Scholarships grant	307	Number of Scholars	307	307	0	307	100	11,056,411.00	2,843,589.00	13,900,000.00	8,421,734.88	1,612,180.00	10,033,914.88	3,866,085.12
Value formation initiatives for scholars	282	Number of Scholars	282	135	0	135	48	80,000.00	20,000.00	100,000.00	-	38,125.00	38,125.00	61,875.00
Construction of standard school buildings including Day Care Centers and improvement of facilities (school library, stage, etc)	2	Number of Building	2	-	-	0	0	3,181,831.81	818,168.19	4,000,000.00	-	206,042.85	206,042.85	3,793,957.15
<b>Sub-Total</b>	<b>591</b>		<b>591</b>	<b>442</b>	<b>0</b>	<b>442</b>	<b>75</b>	<b>14,318,242.81</b>	<b>3,681,757.19</b>	<b>18,000,000.00</b>	<b>8,421,734.88</b>	<b>1,856,347.85</b>	<b>10,278,082.73</b>	<b>7,221,917.27</b>
<b>Access to Health and Services, Health Facilities and Professionals</b>														
Free Health Care Service at CCC Hospital, Doctor to the Barangays and other medical outreach	17	Number of Barangays	17	5	-	5	29	9,954,580.00	1,545,420.00	11,500,000.00	2,782,192.88	9,244,400.78	12,026,593.66	626,593.66
Sickness preventive programs like improvement of sports facilities, and other wellness activities	17	Number of Barangays	17	3	-	3	18	500,000.00	130,000.00	630,000.00	-	-	-	630,000.00
Provide better and conducive health stations/facilities	2	Number of Barangays	2	-	-	-	0	1,034,095.34	265,904.66	1,300,000.00	-	-	-	1,300,000.00
Procurement of Ambulances	2	Number of Ambulance	2	-	-	-	0	1,590,915.90	409,084.10	2,000,000.00	-	-	-	2,000,000.00
<b>Sub-Total</b>	<b>38</b>		<b>38</b>	<b>8</b>	<b>0</b>	<b>8</b>	<b>21</b>	<b>13,079,591.24</b>	<b>2,250,408.76</b>	<b>15,430,000.00</b>	<b>2,782,192.88</b>	<b>9,244,400.78</b>	<b>12,026,593.66</b>	<b>3,403,406.34</b>
<b>Protection &amp; Respect of Socio-Cultural Values</b>														
Assistance to various socio-cultural events for host and neighboring communities	17	Number of Barangays	17	3	-	3	18	740,000.00	260,000.00	1,000,000.00	50,486.88	38,400.00	88,886.88	911,113.12
<b>Sub-Total</b>	<b>17</b>		<b>17</b>	<b>3</b>	<b>0</b>	<b>3</b>	<b>18</b>	<b>740,000.00</b>	<b>260,000.00</b>	<b>1,000,000.00</b>	<b>50,486.88</b>	<b>38,400.00</b>	<b>88,886.88</b>	<b>911,113.12</b>
<b>Use of facilities/services within mine camp</b>														
Maintenance and uses of equipment and facilities	38	Number of Barangays	38	10	-	10	26	11,792,483.00	1,366,814.00	13,149,297.00	1,268,385.94	3,441,179.54	4,709,565.45	8,439,731.55



Subsidy of electrical power consumption for DAS Brgy Hall, MT, Caramoan and DLS-ASMC	16	Number of Stakeholders	16	4	25	596,593.46	153,406.54	750,000.00	1163,947.16	184,778.23	348,725.39	46	401,274.61
Subsidy for Water consumption of host and neighboring communities in partnership with Toledo City Water District	200,000	Number of Barangays	200,000	50,000	25	3,340,923.40	859,076.60	4,200,000.00	1,050,000.00	1,050,000.00	2,100,000.00	50	2,100,000.00
<b>Sub-Total</b>	<b>200,054</b>		<b>200,054</b>	<b>50,014</b>	<b>25</b>	<b>15,719,999.86</b>	<b>2,379,297.14</b>	<b>18,099,297.00</b>	<b>2,482,333.07</b>	<b>4,675,957.77</b>	<b>7,158,290.84</b>	<b>40</b>	<b>10,941,006.16</b>

<b>Disaster Response and Support to other stakeholders</b>													
Development assistance to other stakeholders in Toledo City and Province of Cebu	10,000	Number of People	10,000	2,500	25	3,977,290.00	522,710.00	4,500,000.00	1,159,742.88	2,167,626.30	3,327,369.18	74	1,172,630.82
<b>Sub-Total</b>	<b>10,000</b>		<b>10,000</b>	<b>2,500</b>	<b>25</b>	<b>3,977,290.00</b>	<b>522,710.00</b>	<b>4,500,000.00</b>	<b>1,159,742.88</b>	<b>2,167,626.30</b>	<b>3,327,369.18</b>	<b>74</b>	<b>1,172,630.82</b>
<b>DHNC TOTAL</b>	<b>211,350</b>		<b>211,350</b>	<b>53,027</b>	<b>221</b>	<b>72,994,320.19</b>	<b>15,790,654.37</b>	<b>88,784,974.56</b>	<b>19,100,173.03</b>	<b>31,166,985.28</b>	<b>50,267,158.31</b>	<b>57</b>	<b>38,517,816.25</b>

**INFORMATION EDUCATION AND COMMUNICATION (IEC) (15% OF 1.5 % OPEX)**

<b>PROMOTION OF PUBLIC AWARENESS AND EDUCATION ON MINING TECHNOLOGY AND GEOSCIENCES</b>													
CCC 17th Anniversary, Labor Day and Year End Activities	17	Number of Barangays	17	2	12	6,000,000.00	-	6,000,000.00	-	-	-	0	6,000,000.00
Establishment of IEC Center and Publication of materials on Environmental and Social Developments	4	Number of Publication	4	2	50	498,346.00	1,003,019.00	1,501,365.00	647,833.28	647,833.28	647,833.28	43	853,531.72
Public and Media Relations and advertisement on mining related good practices	4	Type of Media	4	2	50	1,590,916.00	15,153.00	1,606,069.00	1,582,505.99	1,582,505.99	1,582,505.99	99	23,563.01
Periodic monitoring of SDMP implemented in	2	Semi-Annual	2	0	0	91,586.00	-	91,586.00	-	-	-	0	91,586.00
Printing of Calendar and 2020 Annual Sustainability Reports	2	Number of Releases	2	1	50	1,042,332.00	1,042,332.00	1,042,332.00	12,000.00	12,000.00	12,000.00	1	1,030,332.00
National Unified Information Education Campaign Program (NUIECP)	1	Number of Sessions/Events	1	1	100	5,109,602.00	1,013,339.00	6,122,941.00	-	-	-	0	6,122,941.00
Maintenance of CCC Heritage Center Programs, Projects, Activities	1	Number of Repair	1	1	100	1,661,755.00	1,661,755.00	1,661,755.00	468,522.92	468,522.92	468,522.92	28	1,193,232.08
PMSEA Participation and Sponsorships	2	Number of Sponsorship	2	0	0	1,400,000.00	601,052.00	2,001,052.00	-	-	-	0	2,001,052.00
Annual SDMP Consultation and planning workshops	1	Number of Meeting	1	0	0	500,000.00	500,000.00	500,000.00	-	-	-	0	500,000.00
<b>TOTAL FOR IEC</b>	<b>34</b>		<b>34</b>	<b>9</b>	<b>26</b>	<b>14,598,864.00</b>	<b>5,928,236.00</b>	<b>20,527,100.00</b>	<b>1,594,505.99</b>	<b>1,116,356.20</b>	<b>2,710,862.19</b>	<b>13</b>	<b>17,816,237.81</b>

<b>DEVELOPMENT OF MINING TECHNOLOGY AND GEOSCIENCES (40% OF 1.5% OPEX)</b>													
Scholarship-Grants on Mining related degree	37	Number of Scholars	37	20	54	5,000,000.00	-	5,000,000.00	2,357,540.58	837,828.51	3,195,369.09	64	1,804,630.91
Mining conferences/Summit/Cross visit and bench marking	1	Number of Research	1	0	0	310,787.00	836,420.00	1,147,207.00	-	-	-	0	1,147,207.00
Post-Graduate Scholarship Grant	11	Number of Students	11	11	100	1,988,644.88	511,355.12	2,500,000.00	64,285.71	68,427.20	132,712.91	5	2,367,287.09
Support Towards Sustainable Mining (TSM) through Chamber of Mines of the Philippines (CoMP)	1	Number of Sponsorship	1	0	0	486,629.00	100,000.00	586,629.00	-	-	-	0	586,629.00
National Unified Information Education Campaign Program (NUIECP)	1	Number of Research	1	0	0	1,946,515.00	1,859,434.00	3,805,949.00	-	-	-	0	3,805,949.00
<b>TOTAL FOR DMTG</b>	<b>51</b>		<b>51</b>	<b>31</b>	<b>61</b>	<b>9,732,575.88</b>	<b>3,307,209.12</b>	<b>13,039,785.00</b>	<b>2,421,826.29</b>	<b>906,255.71</b>	<b>3,328,082.00</b>	<b>26</b>	<b>9,711,703.00</b>

**SUMMARY**

COMPONENT	PHYSICAL ACCOMPLISHMENT			2021 Unspent Portion	Total	FINANCIAL ACCOMPLISHMENT			Balance
	1st Sem	2nd Sem	%			1st Sem	2nd Sem	%	



MINNESOTA GEOLOGICAL SURVEY  
 Region VII  
 RECEIVED  
 BY: JUL 11 2022  
 TIME: 10:37

Property	Area (Acres)	Volume (Cu Ft)	Value	Notes
Development of Oil and Natural Gas Reserves	211.580	1,015	15	
Development of Oil and Natural Gas Reserves - LLC	34	1	2	
Development of Mining Technology and Consulting	51	1	3	

Approved:

*[Signature]*

JOHANA FREITAS

Chief, Office of Information Systems  
 Energy Capital Corporation

Noted:

*[Signature]*

CHRISTOPHER JOHN W. SALCEDO

ASST. TO CEO  
 Energy Capital Corporation

Approved By:

*[Signature]*

ALEXEI HEROME G. BOJILLANA

Assistant Controller  
 Energy Capital Corporation